



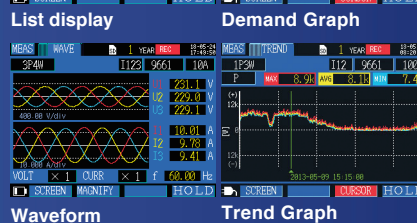
ENERGY SAVING

CAMPAIGN Now >>> 31st Mar 22


CLAMP ON POWER LOGGER PW3360 **BUNDLE DEALS!**

Identify Your Power Condition to Reveal Energy Saving Ideas!

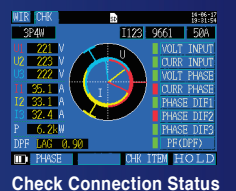
Toggle displays to easily verify data



QUICK SET navigation



Highly Intuitive





CLAMP ON POWER LOGGER PW3360-20 , PW3360-21

Product warranty for 3 years
Accuracy guaranteed for 1 year



CLAMP ON
POWER LOGGER
PW3360

BUNDLE DEALS!

5% Off

From Ala Carte Items!

500 Kit

A + PW3360-20
3 pcs 9661 (AC clamp sensor 500A)

B + + PW3360-21
3 pcs 9661 (AC clamp sensor 500A) SF1001 Power Logger Viewer

Z4001 (2GB SD Card)

PW9002 (Battery Pack)

Z5020 (Extra Strength Magnetic Strap)

Complimentary until 31st Dec 2021!

1000 Kit

A + PW3360-20
3 pcs 9669 (AC clamp sensor 1,000A)

B + + PW3360-21
3 pcs 9669 (AC clamp sensor 1,000A) SF1001 Power Logger Viewer

L9438-53 Voltage Cord

Z1006 AC Adapter

5000 Kit

A + + PW3360-20
3 pcs CT9667-03 & 9445-02 Adapter (AC Flexible clamp sensor 5,000A) 3 Way Harness Cable

B + + + PW3360-21
3 pcs CT9667-03 & 9445-02 Adapter (AC Flexible clamp sensor 5,000A) 3 Way Harness Cable SF1001 Power Logger Viewer

C1005 (Carrying Case)

- USB cable 0.9 m (2.95 ft)
- Instruction manual, Measurement guide
- Color clips (red, blue, yellow, white @ 2 each)
- Spiral tubes x 5



CLAMP ON POWER LOGGER PW3360-20, PW3360-21

Product warranty for 3 years
Accuracy guaranteed for 1 year



PW3360

CAT IV 300 V, CAT III 600 V



L9438-53



Z1006

PW3360 Accessories

- VOLTAGE CORD L9438-53 (black, red, yellow, blue @ 1 each)
- AC ADAPTER Z1006
- USB cable 0.9 m (2.95 ft)
- Instruction manual, Measurement guide
- Color clips (red, blue, yellow, white @ 2 each)
- Spiral tubes x 5

Order code **PW3360-20**

Order code **PW3360-21** with harmonic analysis function

Model	PW3360	
Measurement line	1-phase/2-wire (1/2/3 circuits), 1-phase/3-wire (1 circuit), 3-phase/3-wire (1 circuit), 3-phase/4-wire (1 circuit), Current only: 1 to 3 channels	
Frequency	50 Hz/60 Hz	
Voltage ranges	600 V AC (Effective measurement range: 90.0 V to 780.0 V)	
Accuracy	±0.3% rdg ±0.1% f.s.	
Current ranges	500.00 mA AC to 5.0000 kA ¹ (Leak clamp on sensor only: 50.000 mA AC to 5.0000 A)	
Accuracy	±0.3% rdg ±0.1% f.s. + current sensor accuracy	
Power ranges	300.00 W to 9.0000 MW	
Accuracy	±0.3% rdg ±0.1% f.s. + current sensor accuracy	
Measurement parameters	Voltage	RMS value, fundamental wave value, waveform peak (absolute value), fundamental wave phase angle, frequency (U1)
	Current	RMS value, fundamental wave value, waveform peak (absolute value), fundamental wave phase angle
	Power	Active power, reactive power, apparent power, power factor, (with lag, lead display) or displacement power factor (with lag, lead display), active energy (consumption, regeneration), reactive energy (lag, lead)
	Demand	Active power demand value (consumption, regeneration), reactive power demand value (lag, lead), Active power demand quantity (consumption, regeneration), reactive power demand quantity (lag, lead), power factor demand value
	Harmonics	PW3360-21 Only: Harmonic voltage, current, power level, content, phase angle, total harmonic distortion factor (THD-F or THD-R), up to the 40th order
Pulse input	4	
Data save interval	1 sec to 30 sec, 1 minute to 60 minutes, 14 selections	
Interfaces	SD/ SDHC memory card ² , LAN, USB2.0, FTP	
Operating temperature	-10°C to 50°C, 80% RH or less (non-condensating)	
Storage temperature	-20°C to 60°C, 80% RH or less (non-condensating)	
Standards	EN61010 (Safety), EN61326 (EMC)	
Power supply	AC ADAPTER Z1006, BATTERY PACK 9459	
Battery operating time	8 hours	
Dimensions (W x H x D)	180 x 100 x 67.2 mm (7.09 x 3.94 x 2.65 in) (with PW9002)	
Weight	830 g (29.3 oz) (with PW9002)	


¹ Depends on current sensor in use. For more detailed information on sensors, please refer to p.44, and p.45 in Hioki FMI Catalogue

² Use only SD Cards sold by HIOKI. Compatibility and performance are not guaranteed for PC cards made by other manufacturers.

Convenient tools

When it's hard to clip leads to terminals

In locations where it's hard to attach alligator clip-style leads to metal terminals, you can replace the tips of the voltage cords with magnetic adapters so that you can more easily detect the voltage.



Magnetic adapters are easy to affix to terminals in confined locations.

Magnetic design (diameter: 11 mm)



Magnetic adapters
Red: 9804-01
Black: 9804-02

Secure the PQA to the side of a distribution panel

Use two heavy-duty magnetic straps to attach the instrument to the side or door of a distribution panel.



Heavy-duty magnetic straps



Complimentary until 31st Dec 2021!



Magnetic straps can also be used to help keep voltage cords from coming loose.

Magnetic straps
Heavy-duty type: Z5020
Standard type: Z5004



Product warranty for 3 years
Accuracy guaranteed for 1 year

Options

CURRENT SENSOR (For PW3360-20, PW3360-21)						
Features	For load current levels: Voltage output					
Model name	CLAMP ON SENSOR					
Model	9694	9660	9661	9669	9695-02	9695-03
Appearance	BNC	BNC	BNC	BNC	Requires the 9219 Not CE marked	Requires the 9219 Not CE marked
Rated measurement current	5 AAC	100 AAC	500 AAC	1000 AAC	50 AAC	100 AAC
Output rate	10 mV/A	1 mV/A	1 mV/A	0.5 mV/A	10 mV/A	1 mV/A
Amplitude accuracy (45 to 66 Hz)	±0.3% rdg ±0.02% f.s.	±0.3% rdg ±0.02% f.s.	±0.3% rdg ±0.01% f.s.	±1.0% rdg ±0.01% f.s.	±0.3% rdg ±0.02% f.s.	±0.3% rdg ±0.02% f.s.
Max. rated voltage to earth	(AC) CAT III 300 V	(AC) CAT III 300 V	(AC) CAT III 600 V	(AC) CAT III 600 V	(AC) CAT III 300 V	(AC) CAT III 300 V
Operating temperature	0°C to 50°C	0°C to 50°C	0°C to 50°C	0°C to 50°C	0°C to 50°C	0°C to 50°C
Core jaw diameter	φ15 mm or less	φ15 mm or less	φ46 mm or less	φ55 mm or less 80x20 mm busbar	φ15 mm or less	φ15 mm or less

Features	For load current levels: Voltage output			For leak current: Voltage output	
Model name	AC FLEXIBLE CURRENT SENSOR			CLAMP ON LEAK SENSOR	
Model	CT9667-01	CT9667-02	CT9667-03	9657-10	9675
Appearance	BNC	BNC	BNC	BNC General purpose ZCT	BNC Branch circuit ZCT
Rated measurement current	5000 A AC/500 A AC	5000 A AC/500 A AC	5000 A AC/500 A AC	10 A AC	10 A AC
Output rate	0.1 mV/A (5000 A) 1 mV/A (500 A)	0.1 mV/A (5000 A) 1 mV/A (500 A)	0.1 mV/A (5000 A) 1 mV/A (500 A)	100 mV/A	100 mV/A
Amplitude accuracy (45 to 66 Hz)	±2% rdg ±0.3% f.s.*	±2% rdg ±0.3% f.s.*	±2% rdg ±0.3% f.s.*	±1.0% rdg ±0.05% f.s.	±1.0% rdg ±0.005% f.s.
Max. rated voltage to earth	(AC) CAT IV 600 V (AC) CAT III 1000 V	(AC) CAT IV 600 V (AC) CAT III 1000 V	(AC) CAT IV 600 V (AC) CAT III 1000 V	Insulated conductor	Insulated conductor
Operating temperature	-25°C to 65°C	-25°C to 65°C	-10°C to 50°C	0°C to 50°C	0°C to 50°C
Core jaw diameter	φ100 mm or less	φ180 mm or less	φ254 mm or less	φ40 mm or less	φ30 mm or less

*At center of flexible loop

1	EXTENSION CABLE L0220-01	2 m (6.56 ft), for PL14 connectors
2	EXTENSION CABLE L0220-02	5 m (16.4 ft), for PL14 connectors
3	EXTENSION CABLE L0220-03	10 m (32.81 ft), for PL14 connectors
4	EXTENSION CABLE L0220-04	20 m (65.62 ft), for PL14 connectors
5	EXTENSION CABLE L0220-05	30 m (98.43 ft), for PL14 connectors
6	EXTENSION CABLE L0220-06	50 m (164.04 ft), for PL14 connectors
7	EXTENSION CABLE L0220-07	100 m (328.08 ft), for PL14 connectors
8	CONNECTION CABLE 9219	For 9695, 3 m (9.84 ft)
9	AC ADAPTER 9445-02	For CT9667
10	CONVERSION CABLE L9910	To convert output connector: BNC to PL 14



PW3360-20, PW3360-21		
Record	1	VOLTAGE CORD L9438-53 For PW3360, Black/ Red/ Yellow/ Blue, 3 m (9.84 ft) length, Alligator clip x 4
Record	2	MAGNETIC ADAPTER 9804-01 For PW3360, Red, φ11 mm (0.43 in)
	3	MAGNETIC ADAPTER 9804-02 For PW3360, Black, φ11 mm (0.43 in)
Record	4	PATCH CORD L1021-01 For PW3360, 0.5 m (1.64 ft), Red, Banana branch-banana
	5	PATCH CORD L1021-02 For PW3360, 0.5 m (1.64 ft), Black, Banana branch-banana
Record	6	SD MEMORY CARD 2GB Z4001 Use only SD Cards sold by HIOKI. Compatibility and performance are not guaranteed for PC cards made by other manufacturers.
	7	SD MEMORY CARD 8GB Z4003
Communication	8	LAN CABLE 9642 5 m (16.4 ft), Straight, Cross conversion adapter
	9	POWER LOGGER VIEWER SF1001 Software to analyze measurement data
Other	10	AC ADAPTER Z1006 For PW3360, 100V AC to 240V
	11	BATTERY SET PW9002 Battery case and 9459 Set
Other	12	BATTERY PACK 9459
	13	CARRYING CASE C1005
	14	MAGNETIC STRAP Z5004
Other	15	MAGNETIC STRAP Z5020 Extra Strength



■ Included in bundle
 ■ Included in PW3360-21bundle Only
 ■ Free Gift (Until 31st Dec 21)

Note: Company names and product names appearing in this catalog are trademarks or registered trademarks of various companies.



HIOKI E. E. CORPORATION

HEADQUARTERS

81 Koizumi,
Ueda, Nagano 386-1192 Japan
<https://www.hioki.com/>



Scan for all regional contact information

HIOKI SINGAPORE PTE. LTD
(South East Asia Oceania, Bangladesh)

33 Ubi Ave 3, #03-02
Vertex, Singapore 408868
<https://www.hioki.com.sg>

HIOKI SINGAPORE PTE. LTD.
Thailand Representative Office

202 9th Floor, room 906, Le Concorde
Tower, Ratchadapisek Road,
Huay Kwang, Bangkok 10310
<https://www.hioki.co.th>

PT. HIOKI ELECTRIC INSTRUMENT

Gedung Graha MIR 1st floor,
Jl. Pemuda No. 9, Rawamangun,
Pulogadung Jakarta Timur 13220,
Indonesia
<https://www.hioki.co.id>

DISTRIBUTED BY

HIOKI SINGAPORE PTE. LTD.
Vietnam Representative Office

Tầng 9, toà Diamond Flower,
48 Lê Văn Lương, Thanh Xuân, Hanoi
<https://www.hioki.com.vn>